

RS 3026 CJ

Water-cooled triode

32 kW

- Output power:
32 kW in CW mode
- Anode voltage: 12 kV
- Anode dissipation: 25 kW max.
- Frequency up to 120 MHz



THALES



RS 3026 CJ

The RS 3026 CJ is a RF power triode designed specifically for industrial applications. This tube uses a coaxial design and metal-ceramic technology. This triode is designed to operate in CW mode. For operation in pulse mode, the parameters depend on each

equipment characteristics, contact us for specific information.

The RS 3026 CJ is a water-cooled triode.

This product is designed, developed and manufactured at an ISO 9001 production site registered.

Electrical characteristics

Filament	thoriated tungsten		
Filament voltage (+ 5 %, - 10 %)	7	V	
Filament current	115	A	
Surge current	345	A	max.
Capacitance:			
• grid-anode	26	pF	
• grid-cathode	59	pF	
• cathode-anode (1)	1.5	pF	
Amplification factor	20		approx.
Transconductance (Va: 3 kV, Ia: 2 A)	33	mA/V	approx.

Mechanical Characteristics

Operating position	vertical, anode up or down		
Weight	7	kg	approx.
Dimensions	see outline drawing		

Maximum ratings

Frequency	120	MHz	
Anode voltage:			
• up to 40 MHz	12	kV	
• from 40 to 80 MHz	11	kV	
• from 80 to 120 MHz	9	kV	
Control-grid voltage	- 1.5	kV	
Control-grid current (F < 40 MHz):			
• at full load, CW	1.1	A	
• at no load, CW	1.4	A	
Peak cathode current, CW	30	A	
Anode dissipation	25	kW	
Grid dissipation:			
• up to 40 MHz	550	W	
• from 40 to 80 MHz	450	W	
• from 80 to 120 MHz	350	W	
Grid resistance (at blocked tube)	15	kΩ	

(1) Measured with a 30 cm diameter shielding plate in the screen-grid terminal plane.

Cooling

Anode cooling	water		
Cooling water flow and pressure gradient	see cooling curves		
Cooling water inlet pressure	6	bar	max.
Water inlet temperature	35	°C	max.
Temperature at any point on tube envelope	220	°C	max.
Air flow on tube terminal side	0.7	m ³ /mn	

Typical operation (2)

Examples	Class C RF oscillator for industrial applications		
	1	2	
Frequency	< 40	< 40	MHz
Anode voltage	10	8	kV
Control grid bias	- 800	- 650	V
RF control grid voltage	1.2	1.05	kV
Anode current	4.1	4.2	A
Control grid current	700	760	mA
Anode input power	41	33.6	kW
Anode output power (3)	32	25	kW
Anode dissipation	8.2	7.8	kW
Control grid dissipation	240	260	W
Grid resistance	1.15	0.86	kΩ
Feedback ratio	13.5	15	%
Oscillator efficiency	78	74.5	%

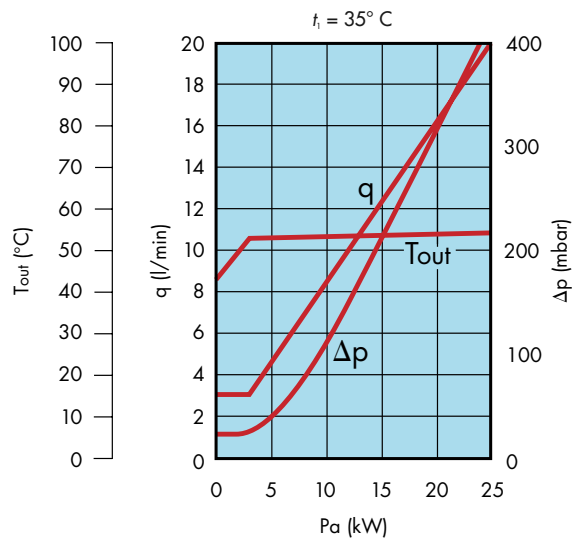
(2) Operation with higher frequencies on request.

(3) Without taking circuit losses into account.

Nota: Data sheets are for information only. For design purpose, please ask for our latest specification.

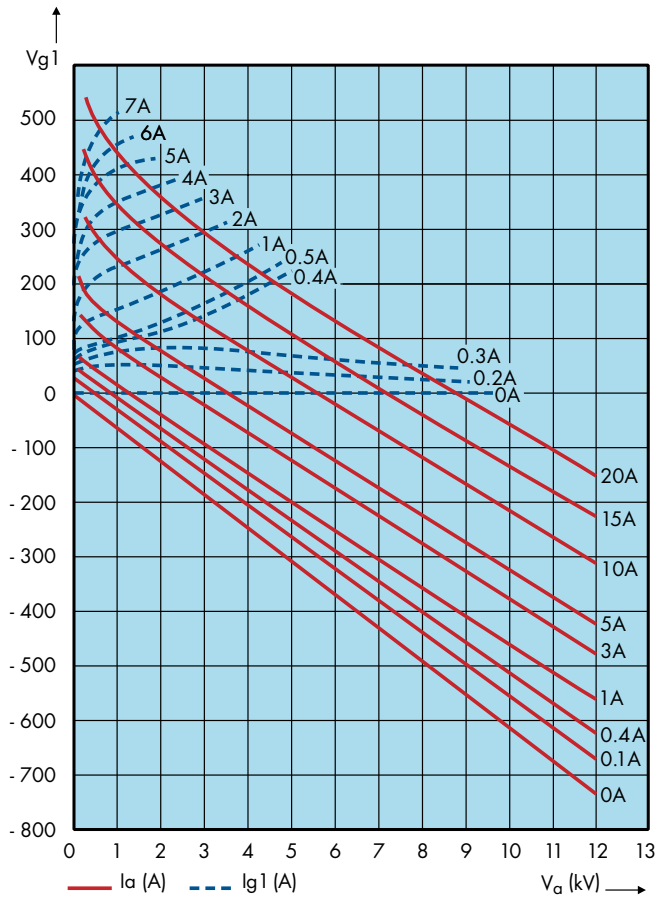
Cooling water curves:

Pa : anode dissipation
 Δp : pressure drop
 q : water flow rate
 T_{out} : water outlet temperature

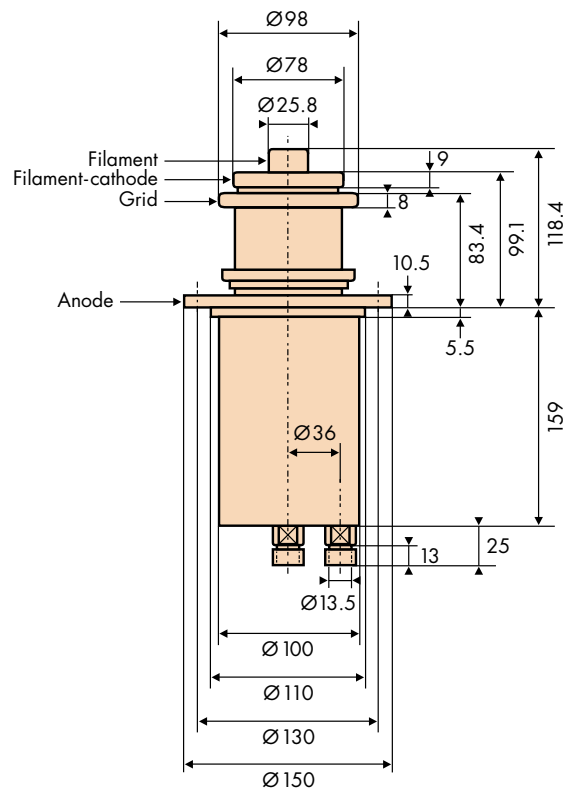


RS 3026 CJ

Constant current characteristics



Outline drawing (mm)



This document cannot be considered to be a contractual specification. The information given herein may be modified without notice due to product improvement or further development. Consult Thales Electron Devices before making use of this information for equipment design.

For further information, please contact:

THALES ELECTRON DEVICES

2 bis, rue Latécoère - 78941 Vélizy Cedex - France
 Tel: + 33 1 30 70 35 00 - Fax: + 33 1 30 70 35 35
www.thalesgroup.com/electrondevices